

Individual Report for Instructor Razakh (29993-20251 : CSCI-350 Introduction to Operating Systems (29993))

Project Title: **USC Learning Experience Evaluations - Spring 2025**

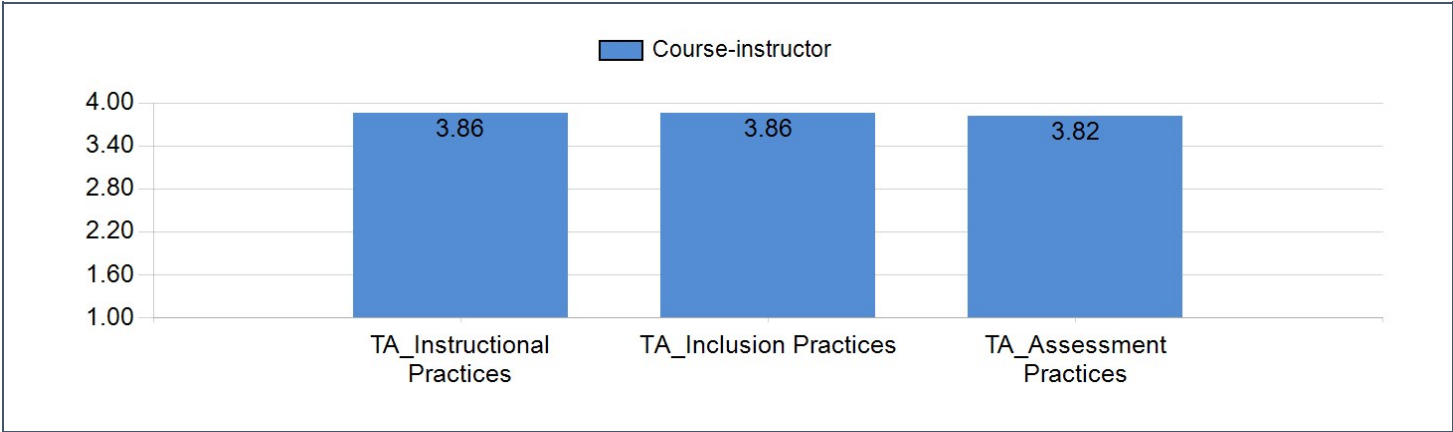
Courses Audience: **133**
Responses Received: **26**
Response Ratio: **19.55%**

Report Comments

Please download and save a PDF copy of this report

LEARNING EXPERIENCE SUBSCALE ANALYSIS FOR TEACHING ASSISTANT

Learning Experience Subscale Average Score for Teaching Assistant



Competency	Course-instructor	Standard Deviation
TA_Instructional Practices	3.86	+/-0.36
TA_Inclusion Practices	3.86	+/-0.36
TA_Assessment Practices	3.82	+/-0.39

TA_INSTRUCTIONAL PRACTICES

	N	Mean	Std. Deviation
The teaching assistant carefully explained difficult concepts, methods, and subject matter	7	3.86	0.38
The teaching assistant encouraged questioning and discussion of course topics from the students	7	3.86	0.38
The teaching assistant encouraged me to do my best work.	7	3.86	0.38

TA_INCLUSION PRACTICES

	N	Mean	Std. Deviation
The teaching assistant used a variety of teaching approaches to meet the needs of all students.	7	3.86	0.38
The teaching assistant was receptive to the expression of diverse student viewpoints.	7	3.86	0.38
The teaching assistant demonstrated sensitivity to students' needs and diverse life experiences.	7	3.86	0.38
The course materials included diverse perspectives OR applications to diverse populations.	7	3.86	0.38

TA_ASSESSMENT PRACTICES

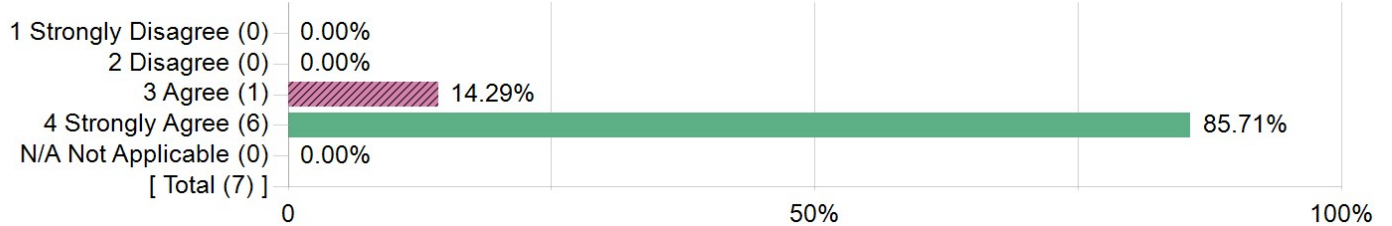
	N	Mean	Std. Deviation
The assessments/assignments reflected what was covered in the course	7	3.86	0.38
The grades I have received thus far reflect the QUALITY of my performance in the course.	7	3.86	0.38
The criteria for good performance on the assignments or assessments were clearly communicated.	7	3.71	0.49
The teaching assistant's evaluation of my performances was constructive.	7	3.86	0.38

LEARNING EXPERIENCE SUBSCALE ANALYSIS FOR TA: INSTRUCTIONAL PRACTICES

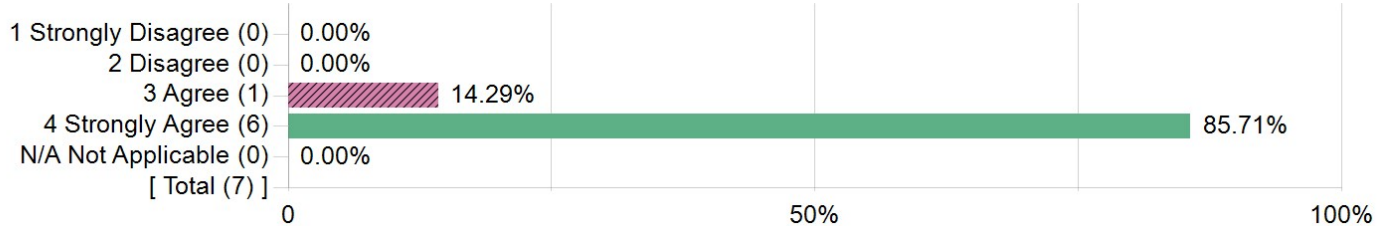
TA_INSTRUCTIONAL PRACTICES

	N	Mean	Std. Deviation
The teaching assistant carefully explained difficult concepts, methods, and subject matter	7	3.86	0.38
The teaching assistant encouraged questioning and discussion of course topics from the students	7	3.86	0.38
The teaching assistant encouraged me to do my best work.	7	3.86	0.38

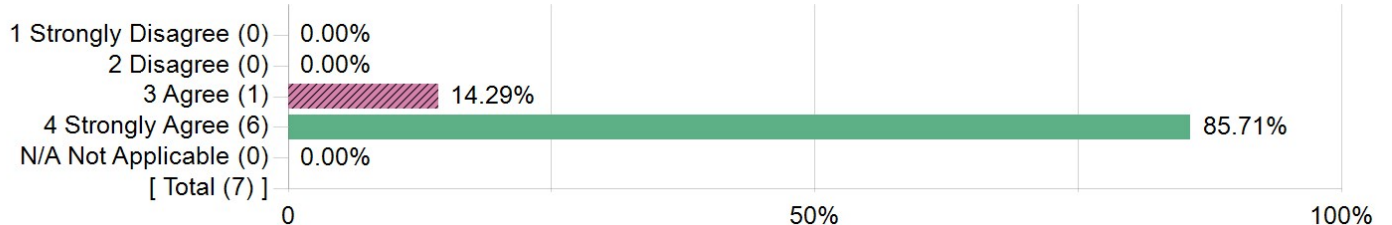
1. The teaching assistant carefully explained difficult concepts, methods, and subject matter



2. The teaching assistant encouraged questioning and discussion of course topics from the students



3. The teaching assistant encouraged me to do my best work.

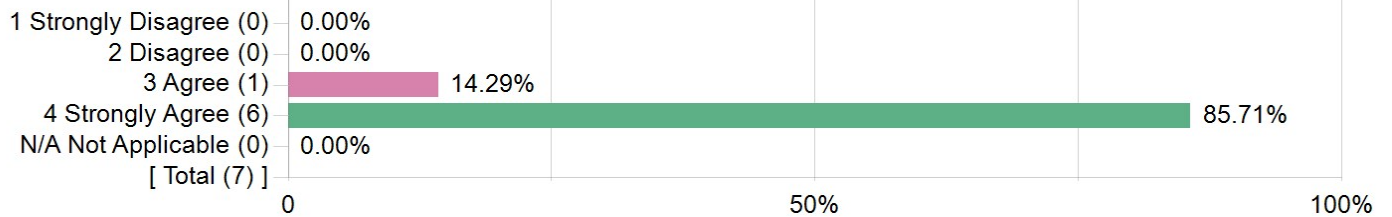


LEARNING EXPERIENCE SUBSCALE ANALYSIS FOR TA: INCLUSION PRACTICES

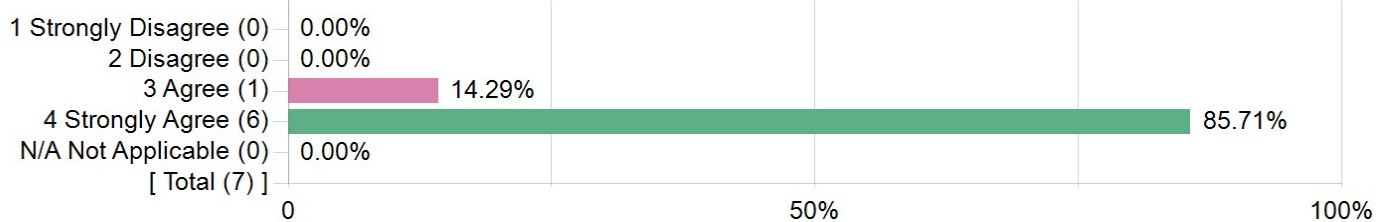
TA INCLUSION PRACTICES

	N	Mean	Std. Deviation
The teaching assistant used a variety of teaching approaches to meet the needs of all students.	7	3.86	0.38
The teaching assistant was receptive to the expression of diverse student viewpoints.	7	3.86	0.38
The teaching assistant demonstrated sensitivity to students' needs and diverse life experiences.	7	3.86	0.38
The course materials included diverse perspectives OR applications to diverse populations.	7	3.86	0.38

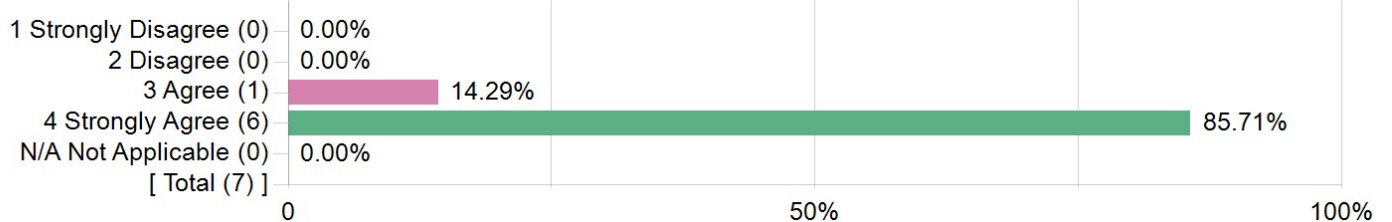
1. The teaching assistant used a variety of teaching approaches to meet the needs of all students.



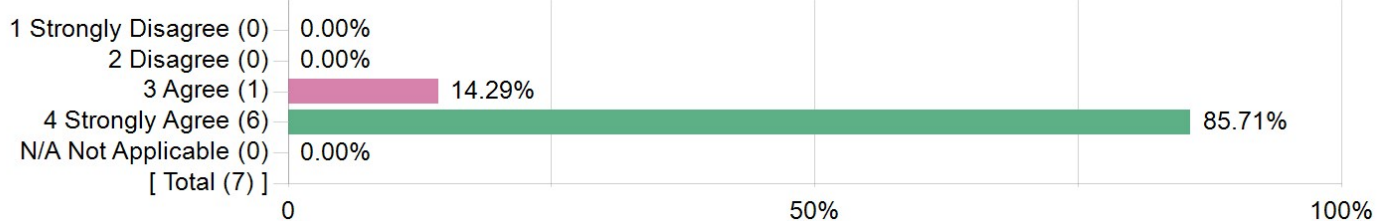
2. The teaching assistant was receptive to the expression of diverse student viewpoints.



3. The teaching assistant demonstrated sensitivity to students' needs and diverse life experiences.



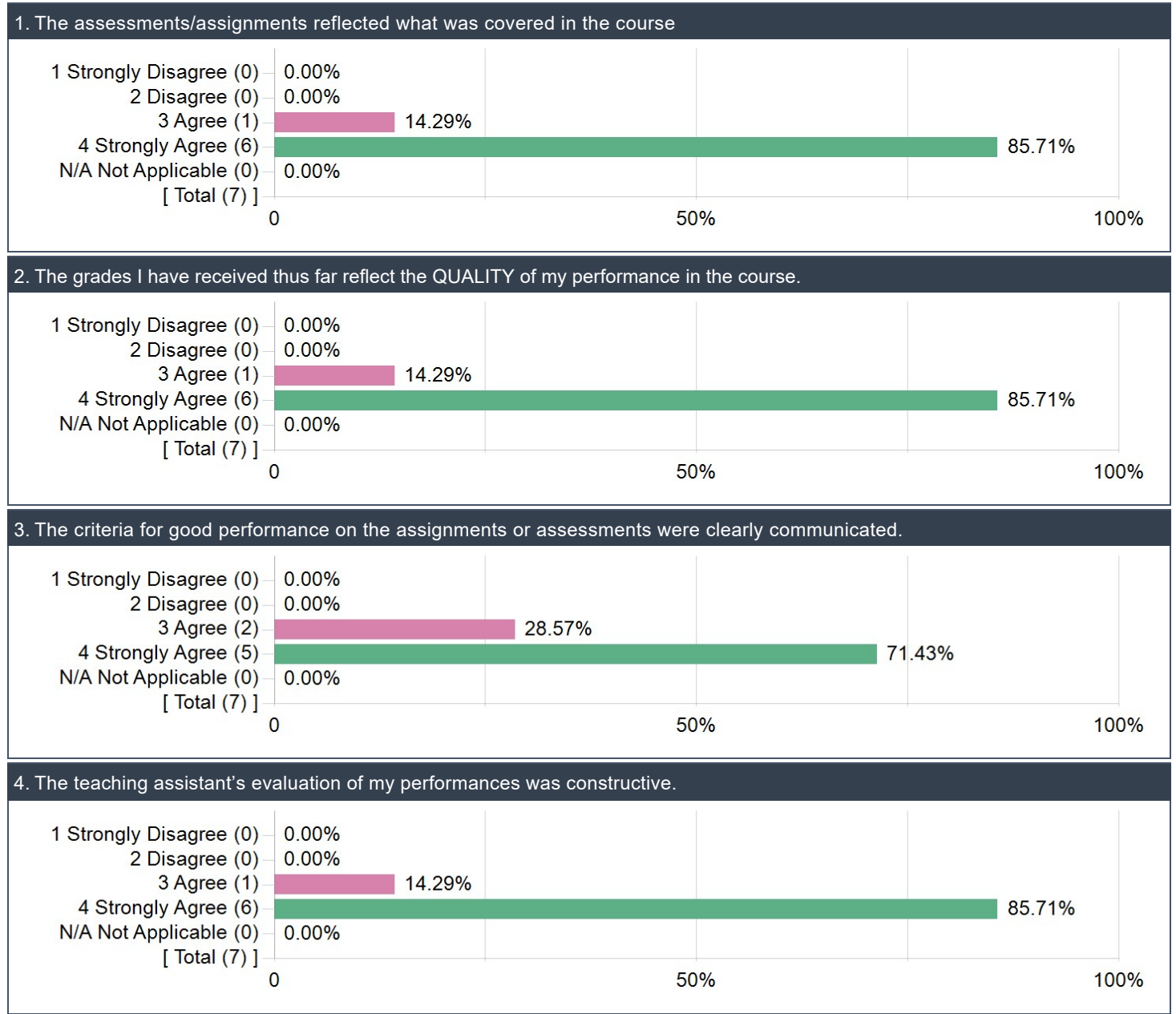
4. The course materials included diverse perspectives OR applications to diverse populations.



LEARNING EXPERIENCE SUBSCALE ANALYSIS FOR TA: ASSESSMENT PRACTICES

TA_ASSESSMENT PRACTICES

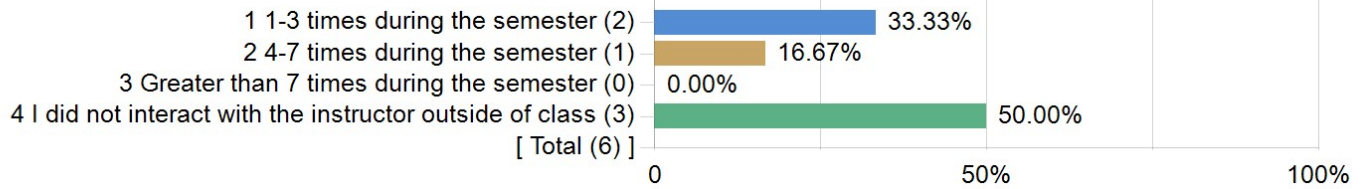
	N	Mean	Std. Deviation
The assessments/assignments reflected what was covered in the course	7	3.86	0.38
The grades I have received thus far reflect the QUALITY of my performance in the course.	7	3.86	0.38
The criteria for good performance on the assignments or assessments were clearly communicated.	7	3.71	0.49
The teaching assistant's evaluation of my performances was constructive.	7	3.86	0.38



STUDENT ENGAGEMENT ANALYSIS

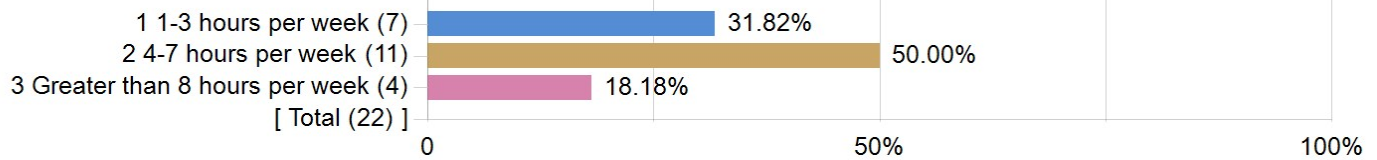
Number of TA Interactions Outside of Class

TA: Approximately how many times did you interact with teaching assistant **Taufeq Mohammed Razakh** outside of class? (e.g., via email, office hours).

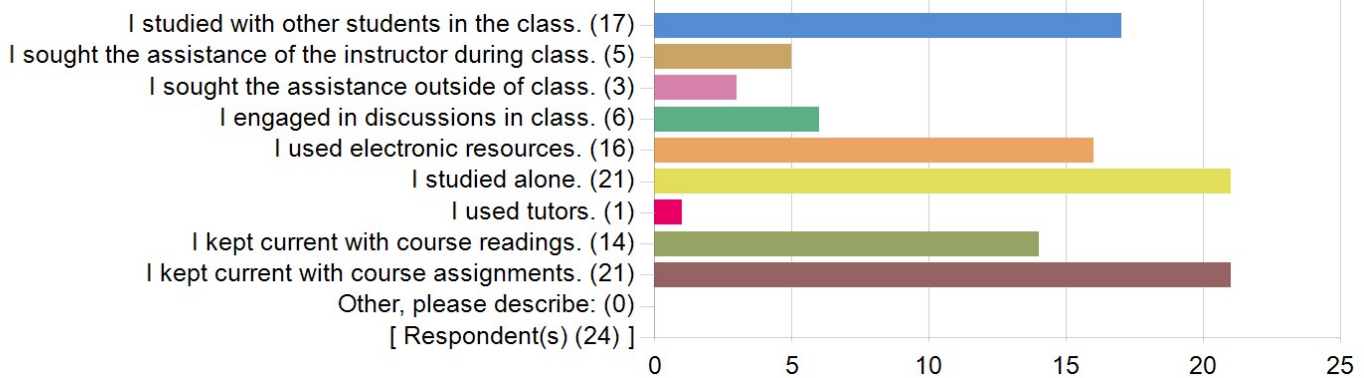


Approximately how many hours did you spend on coursework outside of the classroom?

Approximately how many hours did you spend on coursework outside of the classroom?



In what ways have you participated in your learning for this course? (Please select all that apply.)



Please describe the MOST valuable aspect(s) of this course.

Comments
projects
N/A
The core material covering the kernel
The extra credit projects
This class has a lot of slides and references I can use to learn. The zoom recordings for each class helped a lot too in reviewing.
In class questions for practice and reinforcement
Experience with virtual machines and manipulating an operating system.
The project content and working in teams

Please describe the LEAST valuable aspect(s) of this course.

Comments
lack of student resources
N/A
The repeated coverage of concurrency, which mostly mirrors lectures in CS 201 and many other courses.
FRQs
The outdated homework assignments were not great, and I had trouble even doing them. Better instructions or updated assignments that don't require the use of outdated virtual machines would be great, and having one main way of doing it would make it easier on the TA's for helping people.
One long lecture
The feeling of neglect and unnecessary condescension. This is an upper-level course and yet students are treated like they are unwanted here.
n/a

SUPPLEMENTAL QUESTIONS

Supplemental Questions for the USC Viterbi School of Engineering This evaluation is for teaching assistant Taufeq Mohammed Razakh .

1. The teaching assistant treats students professionally, respectfully, and with integrity.	2. Grading in the course was reflective of academically rigorous standards.
<p>1 Strongly Disagree (0) 0.00%</p> <p>2 Disagree (0) 0.00%</p> <p>3 Agree (1) 14.29%</p> <p>4 Strongly Agree (6) 85.71%</p> <p>[Total (7)]</p>	<p>1 Strongly Disagree (0) 0.00%</p> <p>2 Disagree (0) 0.00%</p> <p>3 Agree (1) 14.29%</p> <p>4 Strongly Agree (6) 85.71%</p> <p>[Total (7)]</p>
Statistics	Value
Response Count	7
Mean	3.86
Median	4.00
Mode	4
Standard Deviation	0.38

Overall, how would you rate teaching assistant Taufeq Mohammed Razakh?

Overall, how would you rate teaching assistant **Taufeq Mohammed Razakh**?

Rating	Count	Percentage
1 Poor	0	0.00%
2 Below Average	0	0.00%
3 Average	2	28.57%
4 Above Average	1	14.29%
5 Excellent	4	57.14%
Total	7	

Statistics	Value
Response Count	7
Mean	4.29
Median	5.00
Mode	5
Standard Deviation	0.95

Overall, how would you rate this course?

